

Hubhöhe

Hoisting height / Hauteur sous crochet / Altezza di sollevamento / Altura bajo gancho / Altura de montagem

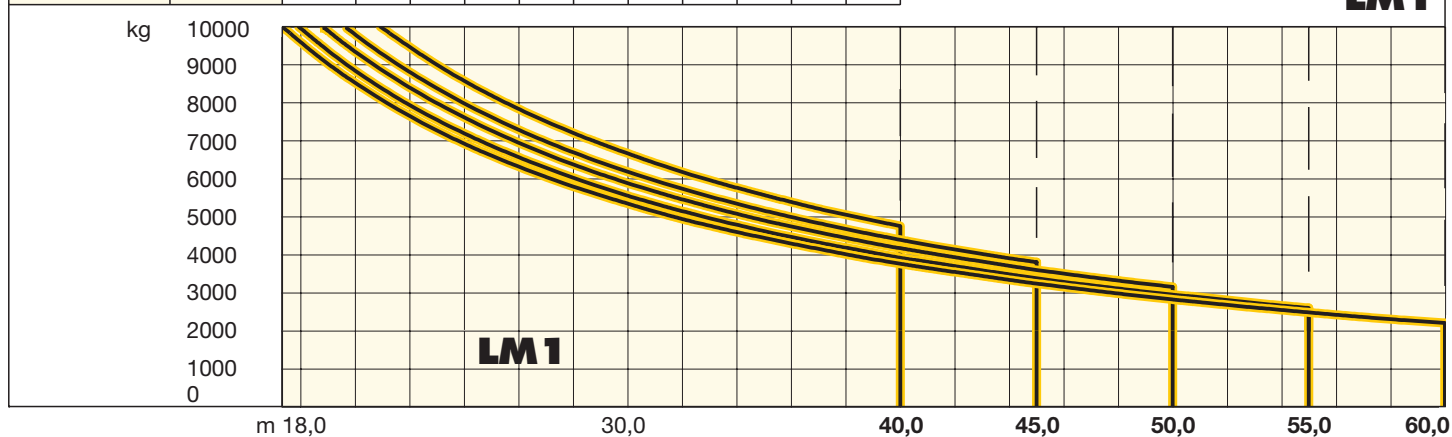
	170 HC		185 HC			256 HC						
12	-	-	-	-	-	-	64,6*	-	-	-	-	-
11	-	-	-	-	-	56,9*	60,5*	61,6*	65,2*	-	-	68,1*
10	-	-	52,8*	-	-	52,8	56,3	57,5	61,1*	54,1*	57,7*	63,9
9	49,5 ^{xx}	-	48,6*	53,2*	50,0*	48,6	52,2	53,3	56,9	50,0	53,6	59,8
8	45,4*	49,5*	44,5	49,0	45,9	44,5	48,0	49,2	52,8	45,9	49,4	55,6
7	41,2	45,4	40,3	44,9	41,7	40,3	43,9	45,0	48,7	41,7	45,3	51,5
6	37,1	41,2	36,2	40,7	37,6	36,2	39,8	40,9	44,5	37,6	41,2	47,4
5	32,9	37,1	32,1	36,6	33,4	32,1	35,6	36,8	40,4	33,4	37,0	43,2
4	28,8	32,9	27,9	32,5	29,3	27,9	31,5	32,6	36,2	29,3	32,9	39,1
3	24,7	28,8	23,8	28,3	25,2	23,8	27,3	28,5	32,1	25,2	28,7	34,9
2	20,5	24,7	19,6	24,2	21,0	19,6	23,2	24,3	28,0	21,0	24,6	30,8
1	16,4	20,5	15,5	20,0	16,9	15,3	19,1	20,2	23,8	16,9	20,5	26,7
0	12,2	16,4	11,4	15,9	12,7	11,4	14,9	16,1	19,7	12,7	16,3	22,5
	m		m			m a)	b)	a)	b)	a)	b)	

* ^{xx} **LM 2** Nicht möglich. / Not possible. / Pas possible. / Non possibile. / No posible. / Nao é possível.

Weitere Hubhöhen sowie Klettern im Gebäude auf Anfrage. / Further hoist heights and climbing in the building on request.
 Hauteurs sous crochet plus élevées et hissage dans le bâtiment sur demande. / Altre altezze di sollevamento come pure varianti di gru allungabili: su richiesta. / Para alturas bajo gancho superiores y trepado en el interior del edificio, consultar. / Outras alturas de elevação e subida no edifício: conforme ao pedido.

		180 EC-H 10																			
m	r	m/kg	m/kg																		
			20,0	22,0	24,0	26,0	28,0	30,0	32,0	34,0	36,0	38,0	40,0	42,0	45,0	48,0	50,0	52,0	55,0	58,0	60,0
60,0	(r = 61,6)	$\frac{2,4-17,3}{10000}$	8510	7640	6920	6310	5790	5340	4940	4600	4290	4010	3760	3540	3240	2980	2820	2680	2480	2300	2200
55,0	(r = 56,6)	$\frac{2,4-17,9}{10000}$	8830	7930	7190	6560	6020	5550	5140	4790	4470	4180	3920	3690	3380	3110	2950	2800	2600		
50,0	(r = 51,6)	$\frac{2,4-18,8}{10000}$	9330	8390	7600	6940	6370	5880	5450	5080	4740	4440	4170	3930	3600	3320	3150				
45,0	(r = 46,6)	$\frac{2,4-19,6}{10000}$	9780	8790	7970	7280	6690	6180	5730	5340	4990	4670	4390	4140	3800						
40,0	(r = 41,6)	$\frac{2,4-20,9}{10000}$	10000	9450	8570	7830	7200	6660	6180	5760	5390	5050	4750								

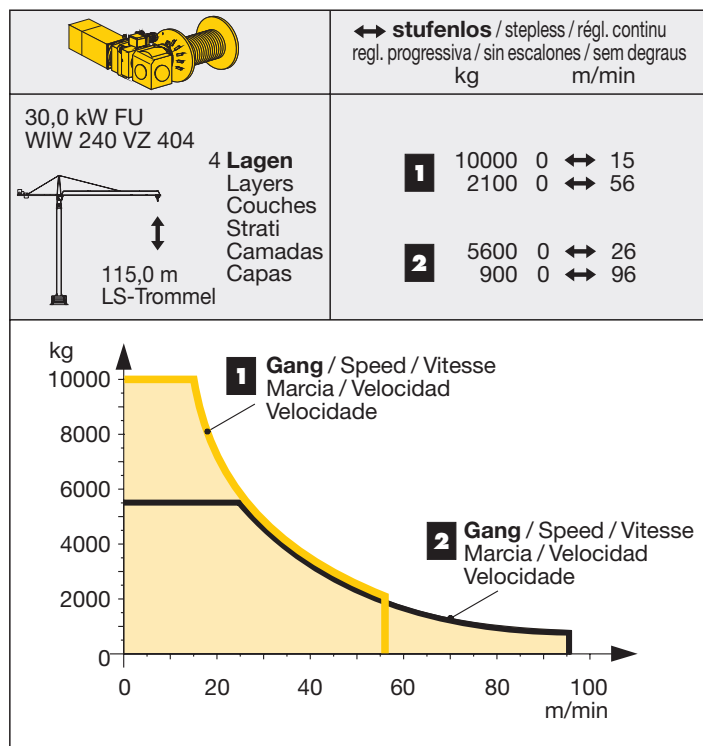
LM 1



Antriebe

Driving units / Mécanismes d'entraînement / Azionamenti / Mecanismos / Mecanismos

	0 ↔ 0,8 U/min sl./min tr./min	2 x 6,3 kW
	0 ↔ 100,0 m/min	5,5 kW FU
	25,0 m/min	2 x 5,5 kW (170 HC, 185 HC) 2 x 7,5 kW (256 HC)
	kVA	 30 kW FU 37 kW FU 45 kW FU 54,0 59,0 67,0



Elmag-Hubwerke: siehe Broschüre „Zusätzliche Hubwerksvarianten“ / Hoist gears: see brochure „Additional hoist gear variants“ / Mécanismes de levage: voir brochure „Variantes supplémentaires du mécanisme de levage“ / Argani ad innesto elettromagnetico: vedere prospetto „argani alternativi“ / Mecanismos de elevación de Elmag: Ver folleto „Mecanismos de elevación adicionales“ / Mecanismos de elevação de ELMAG: Ver Folheto „Mecanismos de elevação adicionais“

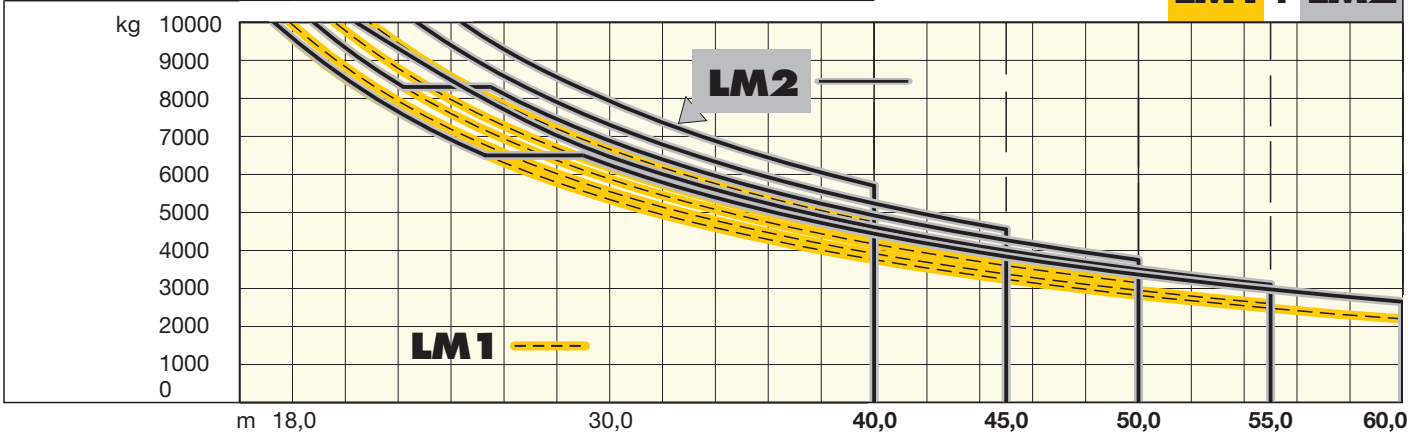
Ausladung und Tragfähigkeit

Radius and capacity / Portée et charge / Sbraccio e portata / Alcances y cargas / Alcance e capacidade de carga

180 EC-H 10 Litronic®

m	r	m/kg	m/kg																			
			18,0	20,0	22,0	24,0	26,0	28,0	30,0	32,0	34,0	36,0	38,0	40,0	42,0	45,0	48,0	50,0	52,0	55,0	58,0	60,0
60,0	(r=61,6)	2,4-17,3 10000	9580	8510	7640	6920	6500	6500	6240	5790	5390	5040	4720	4440	4180	3840	3540	3360	3200	2970	2770	2650
55,0	(r=56,6)	2,4-20,4 10000	10000	10000	9200	8340	7620	7010	6470	6010	5600	5230	4910	4610	4350	4000	3690	3500	3330	3100		
50,0	(r=51,6)	2,4-18,8 10000	10000	9330	8390	8300	8100	7450	6890	6390	5960	5580	5230	4920	4640	4270	3940	3750				
45,0	(r=46,6)	2,4-22,7 10000	10000	10000	10000	9390	8590	7900	7310	6790	6330	5930	5560	5240	4940	4550						
40,0	(r=41,6)	2,4-24,4 10000	10000	10000	10000	10000	9300	8560	7930	7370	6880	6440	6050	5700								

LM1 + LM2



Antriebe

Driving units / Mécanismes d'entraînement / Azionamenti / Mecanismos / Mecanismos

↔ stufenlos / stepless / régl. continu
regl. progressiva / sin escalones / sem degraus
kg m/min

37,0 kW FU
WIW 250 VZ 402

6 Lagen
Layers
Couches
Strati
Camadas
Capas

184,0 m
LS-Trommel

1	10000	0 ↔ 19
	2200	0 ↔ 64
2	5800	0 ↔ 31
	900	0 ↔ 108

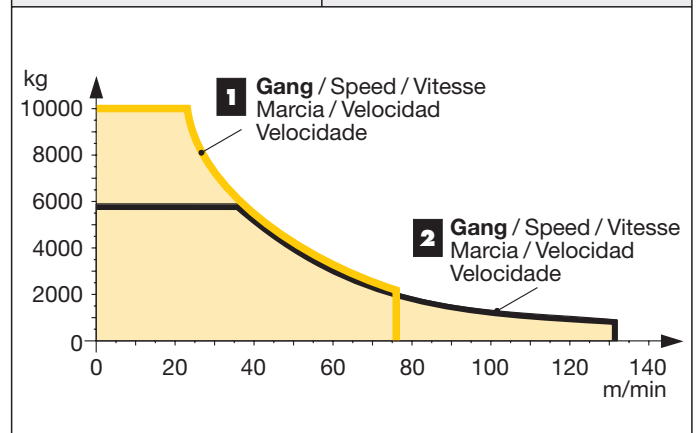
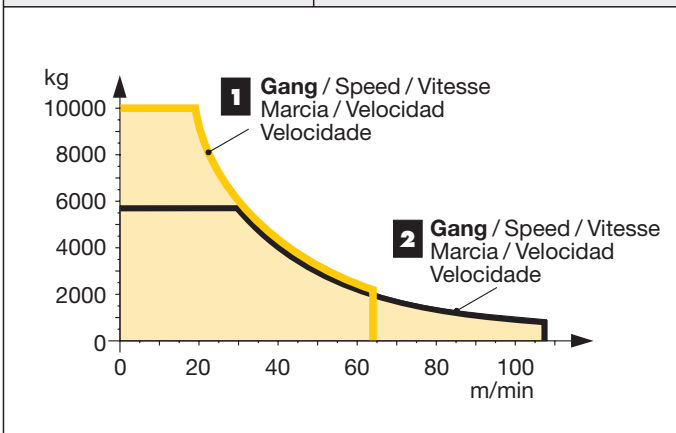
↔ stufenlos / stepless / régl. continu
regl. progressiva / sin escalones / sem degraus
kg m/min

45,0 kW FU
WIW 260 VZ 403

6 Lagen
Layers
Couches
Strati
Camadas
Capas



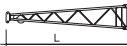





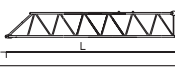





















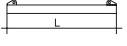



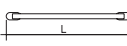

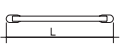

184,0 m
LS-Trommel


1	10000	0 ↔ 23
	2200	0 ↔ 76
2	5900	0 ↔ 37
	900	0 ↔ 132



LM 2 Abweichende Geschwindigkeiten und Betriebsbedingungen. / Variant speeds and service conditions. / Vitesses et conditions de fonctionnement différentes. / Differenti velocità e condizioni di funzionamento. / Otras velocidades y características de funcionamiento. / Outras velocidades e características de funcionamento.

Montagegewichte: siehe Betriebsanleitung. / Erection weights: see instruction manual. / Poids de montage: voir manuel de service.
Pesi di montaggio: vedasi le istruzioni sull'uso. / Pesos de montagem: vejarn-se as instruções p. uso. / Peso para el montaje: según manual.

Kranoberteil		Upper part of crane / Partie supérieure de grue / Parte superiore della gru							
Pos. Item Ref	Anz. Qty. Voce Cant.			L (m)	B (m)	H (m)			kg*
1	1	Drehbühne kpl. / Slewing platform cpl. Ensemble mât cabine cpl. / Piattaforma girevole compl. / Conjunto plataforma de giro Plataforma giratória compl.			170 HC	5,20	2,45	2,70	7500
					185 HC	5,30	2,80	2,70	8100
					256 HC	5,30	2,80	2,70	8100
2	1	Turmspitze / Tower head section Porte-flèche / Testa porta-braccio Cabeça de apoio de lança / Cabeza de torre				7,90	1,90	1,60	1750
3	1	Gegenausleger / Counter-jib Contre-flèche / Controbraccio Contrapluma / Contra-lança				13,50	2,40	0,53	3500
4	1	Hubwerkseinheit / Hoist gear unit / Treuil de levage / Gruppo meccanismo sollevamento / Mecanismo de elevación Grupo de mecanismo elevatório			250 JX 403 260 JX 422 280 JX 422	3,60	2,40	1,80	
5	1	Ausleger-Anlenkstück / Jib heel section Pied de flèche / Settore articolato di braccio Base articulada de lança / Pluma tramo primero				10,21	1,48	1,90	① 2010
6	4	Ausleger-Zwischenstück / Intermediate jib section / Elément intermédiaire de flèche Spezzone di braccio / Peça suplementar da lança / Tramo intermedio pluma				10,30	1,48	1,90	② 1320 ④ 1400 ⑤ 1100 ⑥ 710
7	2	Ausleger-Zwischenstück / Intermediate jib section / Elément intermédiaire de flèche Spezzone di braccio / Peça suplementar da lança / Tramo intermedio pluma				5,30	1,48	1,90	③ 710 ⑦ 340
8	1	Ausleger-Kopfstück / Jib head Pointe de flèche / Punta freccia Cabeça de lança / Tramo punta de pluma				0,60	1,48	2,00	⑧ 160
9	1	Laufkatze und Lasthaken / Trolley and hook / Chariot de distribution et crochet Carrello con gancio / Carrito y gancho Carro de ponte e gancho				1,85	1,65	1,10	860
Turm		Tower / Mât / Torre							
10	8-9 9-10 11-12	Turmstück / Tower section Elément de mât / Elemento di torre Torre / Torre			170 HC 185 HC 256 HC	4,14 4,14 4,14	1,90 2,30 2,30	1,90 2,30 2,30	1850 2050 2260
11	1	Turmstück lang / Long tower section Elément de mât long / Elemento di torre, lungo Tramo de torre largo / Peça de torre, comprida			170 HC 185 HC 256 HC	12,42 12,42 12,42	1,90 2,30 2,30	1,90 2,30 2,30	4780 5460 5770
12	1	Grundturmstück / Base tower section Mât de base / Elemento di torre base Tramo torre base / Peça de base de torre			170 HC 185 HC 256 HC	9,60 8,85 8,85 (12,42)	1,90 2,30 2,30 (2,30)	1,90 2,30 2,30 (2,30)	4350 4100 4580 (7700)
Klettereinrichtung		Climbing equipment / Equipement de télescopage / Attrezzatura per allungamento della gru							
		Equipo de trepado / Acedórios p. subida no edificio							
13	1	Führungsstück kpl. / Guide section cpl. / Cage télescopique cpl. / Gabbia di sopraelevazione compl. / Peça de guia compl. / Torre de montagem completa			170 HC 185 HC 256 HC	9,04 8,39 8,39	2,31 2,68 2,68	2,28 2,58 (3,04) 2,58 (3,04)	4750 5100 5100
14	1	Hydraulikanlage, Stütz- und Klettertraverse / Hydraulic unit, supporting and climbing cross members / Système hydraulique avec traverses d'appui et de télescopage Sistema idraulica, travessa di appoggio e allungamento gru / Instalação hidráulica, tavessa de apoio e subida / Sistema hidráulico con traviesa de apoyo y trepado			170 HC 185 HC 256 HC	2,00 2,30 2,30	1,10 1,25 1,25	1,00 1,00 1,00	1100 1150 1150
Unterwagen		Undercarriage / Châssis / Carro della gru							
		Carro con mástil / Carro de guindaste							
15	2	Fahrschemel mit Antrieb / Rail bogie with drive / Bogie moteur / Telaio con gruppo propulsore / Quadro sem grupo de propulsão Caja rodillo motriz			170 HC 185 HC 256 HC	1,46 1,46 1,63 (1,46)	0,84 0,84 0,92 (0,84)	0,87 0,87 0,95 (0,87)	920 920 1690 (920)
16	2	Fahrschemel ohne Antrieb / Rail bogie without drive / Bogie fou / Telaio senza gruppo propulsore / Quadro com grupo de propulsão / Caja rodillo conducido			170 HC 185 HC 256 HC	1,15 1,15 1,37 (1,15)	0,60 0,60 0,62 (0,60)	0,87 0,87 0,95 (0,87)	880 880 1340 (880)
17	1	Tragholm lang / Long support arm Longeron long / Longherone lungo Brazo largo soporte / Travessa comprida			170 HC 185 HC 256 HC	7,15 9,10 9,10 (11,95)	0,80 0,82 0,80 (0,82)	0,70 0,74 0,80 (0,80)	1070 1350 1650 (2200)
18	2	Tragholm kurz / Short support arm Longeron court / Longherone corto Brazo corto soporte / Travessa curta			170 HC 185 HC 256 HC	3,45 4,41 4,45 (5,58)	0,60 0,62 0,77 (0,65)	0,70 0,71 0,77 (0,77)	500 615 800 (1035)
19	2 + 2	Randträger / Border support Traverse / Supporti base Traviesa / Apoio de bordo			170 HC 185 HC 256 HC	4,08 - 4,30 5,48 - 5,46 5,46 - 5,40 (7,52 - 7,46)	0,16 - 0,33 0,11 - 0,17 0,11 - 0,18 (0,1 - 0,17)	0,11 - 0,14 0,16 - 0,38 0,16 - 0,38 (0,1 - 0,38)	80 - 200 118 - 454 175 - 525 (366 - 912)
20	4	Stützholm / Support strut Hauban de châssis / Correnti di appoggio Tirante vertical / Travessa de apoio			170 HC 185 HC 256 HC	3,53 4,23 4,14 (6,55)	0,25 0,17 0,18 (0,22)	0,17 0,25 0,25 (0,25)	240 275 320 (600)

Pos. Item Rep. Voçe Pos. Ref.	Anz. Qty. Qte. Qta. Cant. Cant.				L (m)	B (m)	H (m)	kg*
21	1	Unterwagen-Turmstück / Undercarriage tower section / Mât de châssis / Elemento di torre del carro / Tramo de carro / Peça de torre do chassis		170 HC 185 HC 256 HC	3,30 3,73 3,73 (6,70)	2,15 2,52 2,62 (2,53)	2,15 2,52 2,62 (2,53)	2000 1950 2550 (3800)
22	1	Kleinteile, Seile und Abspannungen / Small parts, ropes and holding bars / Accessoires, câbles et tirants / Accessori, funi e attrezzi di ancoraggio / Despieças, cables y tirantes / Acessórios, cabos e peças de ancoragem		170 HC 185 HC 256 HC	9,00	1,60	1,00	4000

() **Angaben in Klammern gelten für 8 m-Unterwagen.** / The data in brackets are valid for an undercarriage of 8 m. / Les données techniques indiquées entre parenthèses sont valables pour un châssis de 8 m. / Caratteristiche in (..) valgono per carro di 8 m. / Los datos entre paréntesis son válidos para carro de 8 m. / Características em (...) válidas pelo chassis de 8 m.

* **Einzelgewichte.** / Single weights. / Poids individuels. / Pesi di componenti. / Pesos de peças componentes. / Pesos unitarios.

Konstruktionsänderungen vorbehalten!
Subject to alterations! / Sous réserves de modifications!
Si fa riserva di modifiche! / Salvo modificação da construação!
¡Sujeto a modificaciones!

Sämtliche Angaben erfolgen ohne Gewähr. / This information is supplied without liability.
Ces renseignements sont sans garantie. / Le indicazioni contenute si intendono salvo errori ed omissioni.
Declinamos toda responsabilidad derivada de la información proporcionada. / Declinamos qualquer responsabilidade quanto à informação fornecida.